

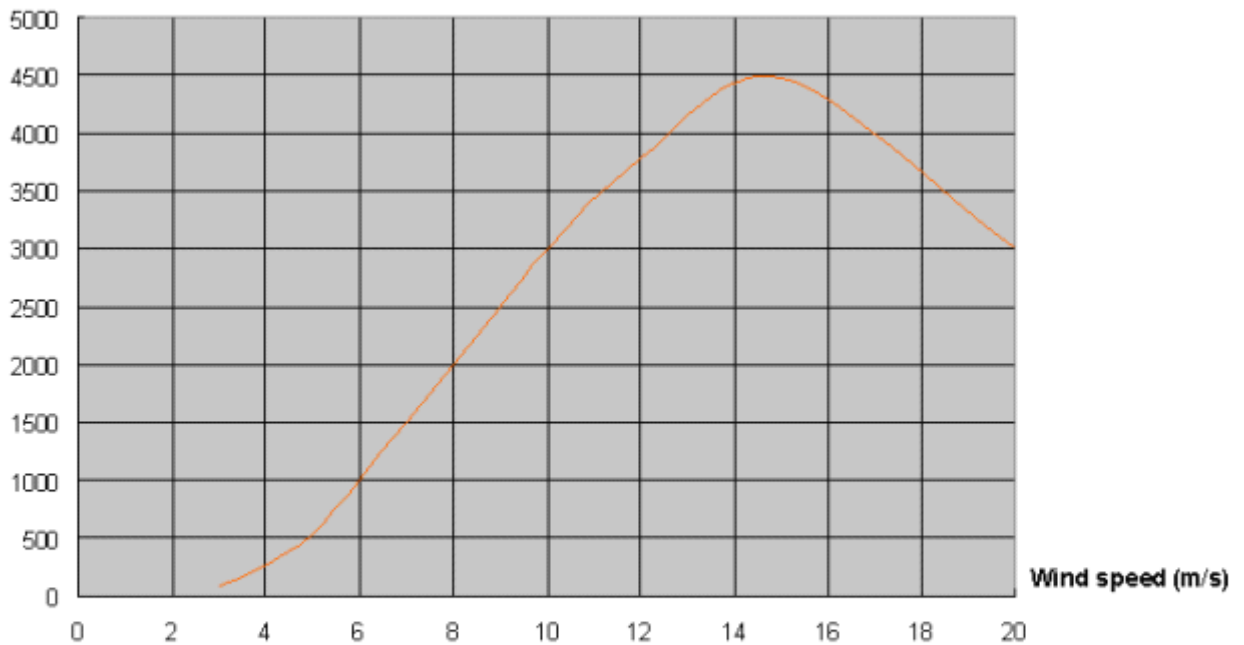
**Model H4.6—3000W** (Edited on Aug. 23rd 2011)

**1. Panorama Pictures**



**2. Curve**

Power (W)



**HUMMER-3KW Wind Generator**

### 3. Specifications

Rated power (W)	3000
Maximum output power (W)	4500
Battery bank voltage (Vdc)	180
System output voltage (Vac)	110/220
Start-up wind speed (m/s)	2.5
Rated wind speed (m/s)	10
Working wind speed (m/s)	3-25
Survival wind speed (m/s)	50
Generator efficiency	>0.8
Wind energy utilizing ratio (Cp)	0.4
Generator type	Permanent Magnet Alternator
Generator weight (kg)	71.8
Blade material/quantity	GRP/3
Blade diameter (m)	Φ4.8
Speed regulation method	Yawing+Electromagnetism braking (Optional hydraulic braking)
Shutting down method	Manual+Automatic

### 4. Structural Pictures and Description

**Generator body:** mainly including generator, nose cone, and protection cover  
Hummer generator, the most advanced in the world, wins 4 proprietary intellectual property rights. It is made of high-efficiency magnetic materials, special copper alloy, high-strength stainless steel and aeronautic aluminum alloys. It is extremely light and small but with high generating efficiency.



**Nose cone,**

Made of reinforced aluminum alloy, it locates in front of blades to reduce the wind resistance. The generator is enclosed in the nose cone, which is favorable for heat dispersion.

**Protection cover**

Made of reinforced aluminum alloy, it locates between blades and nose cone to further reduce the wind resistance and protect the generator.

**SKF Bearings**

Two SKF bearings, famous in the world with good quality and a long history, make sure the system in reliable, safe and steady operation status.

**Flange**

Made of fine steel parts, it is used to fix the blades.

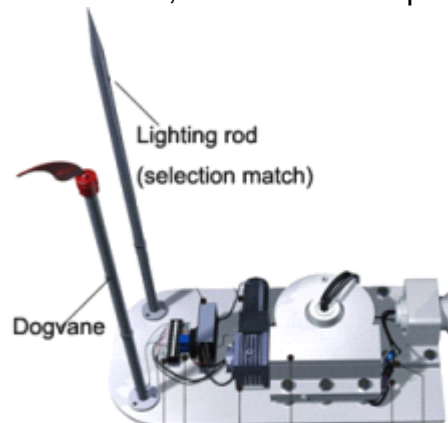
**Blades**

Made of glass reinforced plastic, they receive wind energy and convert it into mechanical energy. Every 3 blades compose one set and pass strict balance test before delivery, so please don't disorderly use.

**Yaw shaft**

---

Made of fine steel parts, it is used to connect generator and blades with tower together. With 24V power supply and gear box included, it controls the operation of wind turbine.



### **Dogvane**

It receives wind signal, measures and indicates wind direction. It will read the average angle of dogvane every 120s. If the angle degree between dogvane and wind generator axes is more than 10 degree, the 24VDC generator will drive yaw shaft to seek wind automatically.




### **Anemometer**

It measures wind speed. If the wind speed is over 3m/s continuously within 20s, automatic wind direction tracking system will start to make the blades face wind correctly, if the wind speed is less than 3m/s the system will keep in standby situation.



### **Off grid inverter**

Adopting SPWM technology, it will inverter with high converting efficiency, output stable frequency and stable voltage, filter out noise. It is used in the off grid system and power the electric loads.



### **Grid tied inverter**

Adopting MPPT and IGBT technologies, It inverts with high power generating capacity and wide AC voltage range. It connect with state grid and the energy storing device isn't needed.



### **PLC controller**

As adopting Siemens CPU with touch screen, it will alarm automatically and regulate the operation situation of wind generator. Users can also set the parameters according to actual needs.



### **Rectifier/ dumping controller**

---

It rectifies AC current generated by wind generator into DC current and charge the battery bank. It also controls the dumping load.



### **Dumping load**

With metal dumping box, it quickly dissipates heat by air convection. A fan isn't needed.

